

storage solutions

Euro Shelving is only one element in our comprehensive portfolio. We can also provide:-



COMMERCIAL SHELVING



MOBILE SHELVING



JUST SHELVING



PALLET RACKING



ANGLE AND SQUARE TUBE
CONSTRUCTION SYSTEMS



SMALL PARTS STORAGE



HEAVY DUTY SHELVING



PERSONAL STORAGE



COMMERCIAL AND
WORKPLACE EQUIPMENT



International Distributor
Division for Link 51



For further information on Link International products, please contact your local distributor:

Stormor® Euro Shelving

multi-purpose shelving system



Link

INTERNATIONAL
STORAGE PRODUCTS

International Distributor
Division for Link 51

Stormor® Euro Shelving features

Euro Shelving offers you a choice of components - side frames in a variety of depths, shelves in three duties, and shelf support clips for easy fixing.

Euro Shelving is available open backed or clad to match your precise specifications. Units are supplied flat packed for immediate self assembly.



1

Shelves (1) utilise box section construction at the front and rear for load bearing strength and rigidity.



2

Shelf Support Clips (2) have been specially developed for the Euro-shelving system. For safety, their design helps prevent accidental shelf dislodgement whilst being extremely easy to use.



3

Simply slot the clip (2) into the uprights (3) to create an extremely rigid structure yet allowing for quick and easy re-positioning of shelves.



4

Shelves locate at 50mm increments (4) as standard for maximum versatility in shelf positioning.



Stormor® euro shelving

a storage system for every working environment


Wherever there's a need for storage, there's a job for Stormor Euro Shelving. From stand alone single units to multi-level storage bays, Stormor Euro Shelving is the single, simple-to-use, versatile solution.

Modular in design for ease of assembly, Stormor Euro Shelving offers almost limitless scope for the creation of customised storage facilities; and a complementary range of accessories extends its capabilities still further.

Stormor Euro Shelving features unique shelf support clips that simply slot into place giving firm support for even the heaviest loading requirements, yet allowing for quick and easy repositioning whenever required. Standard shelves will support loads of up to 200kg (440lbs) - and when even that's not enough, there's the option to specify heavy or extra heavy duty for the more demanding storage environment.

And as you'd expect from Link International, Stormor Euro Shelving is designed, manufactured and installed to International Quality Standards, conforming to BS EN ISO 9001. 1994 and Quality Assessment Schedule (QAS) 3204/274 issue 2, Categories A, B & C.









Stormor® euro shelving

effective storage

Stormor Euro Shelving is at home in every workplace. For the automotive trade, it's an ideal solution to the problem of organised small parts storage. In workshops, schools, offices and throughout industry, Stormor Euro Shelving provides a functional yet attractive system for all stores areas.

In environments where space is limited, Stormor Euro Shelving gives you the capacity to store more than you'd have thought possible. Mobile and two-tier systems add greatly to the storage capability of retail outlets, hospitals and other space-sensitive locations.

And because it's so versatile, Stormor Euro Shelving is the ideal choice to cope with the growing requirements of museums, galleries and other long-term storage facilities. Wherever there's a need to store, there's a need for Stormor Euro Shelving.



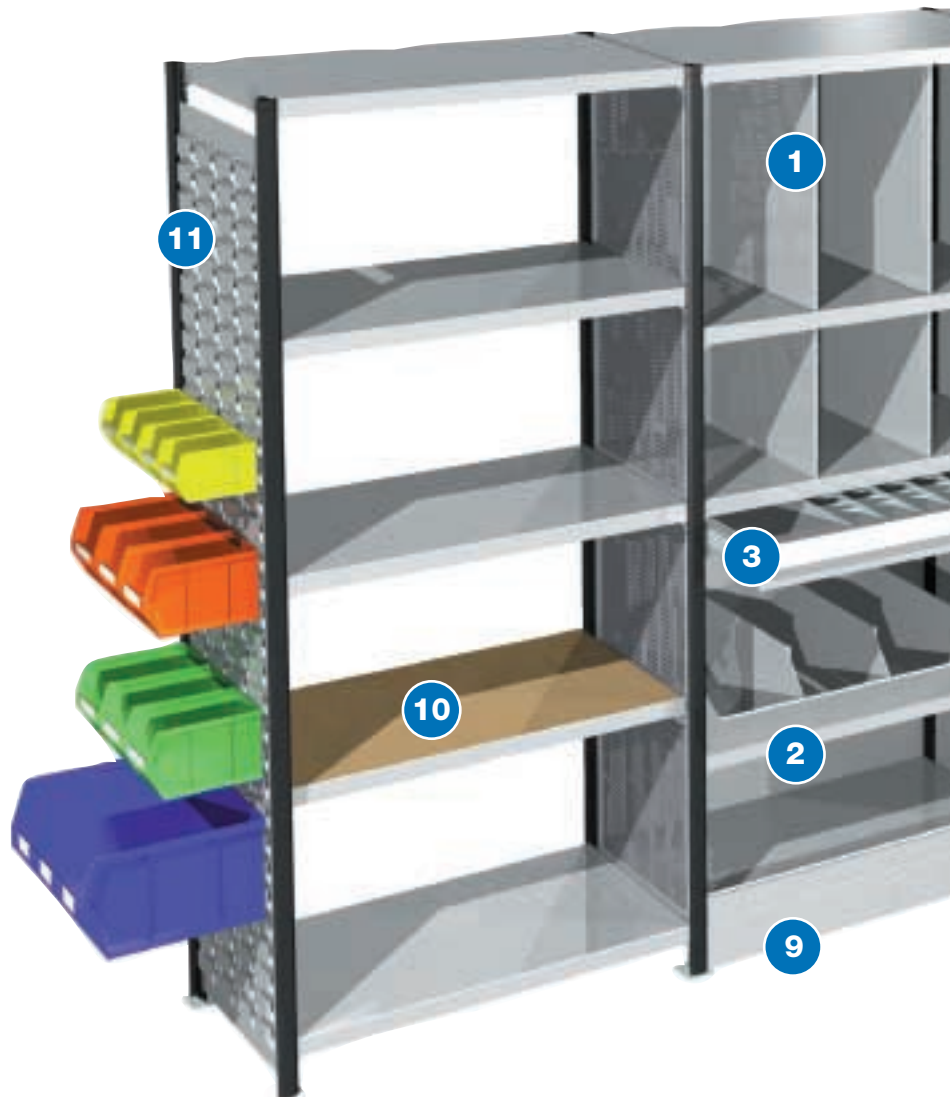
easily assembled &

Starting from scratch couldn't be simpler with Stormor Euro Shelving. A basic 'starter' shelving bay can be constructed in minutes using either of the four types of upright frame together with matching shelves in three widths. From a single bay, extension bays can easily be added to create runs of single sided or back-to-back shelving.

Shelves feature a front and rear box section design giving superior load bearing strength and rigidity. And Link International's brilliantly designed shelf support clips slot easily into uprights to create a reliable, rigid structure and help prevent accidental shelf dislodgement.

Once your shelving bay is up, extend its capabilities still further with add-on accessories like shelf dividers, plastic drawers, garment hanging rails and runners for suspension files.

Stormor Euro Shelving not only performs well - it looks the part too. All components are pre-phosphated and stove enamelled for a hard wearing, high gloss finish in a choice of five attractive colours.




standard component colours

BEAMS & ACCESSORIES




LIGHT GREY
RAL 7035

FRAMES UPRIGHTS



GRAPHITE GREY
BS 5252 18 A14



SUAVE BLUE
BS 5252 20 E 56

finish

Euro Shelving components are phosphate pre-treated, then wet painted and stove enamelled to give a glossy, durable high-quality paint finish. 'House' colours available on request.

material

All Euro Shelving components are made from high quality steel. Every stage in the manufacturing process is subject to stringent quality procedures, developed through years of experience.

Swatches shown give an approximate colour guide only.

adjustable



1 Adjustable Shelf Dividers

Partition shelves to create storage bins. Available for full or part compartmental height.

2 Shelf Bin Fronts

Retain loose components for order picking. Available flat or angled.



3 Steel Drawers

Use the full shelf area to organise small, valuable or fragile items. With adjustable dividers to create compartments, foam liners to protect items stored and telescopic runners.



4 Part-Depth Shelf Support Brackets

Allow shelves of different depths to be combined within 600mm deep shelving.



5 Garment Hanging

Clip-on brackets, supporting single hanging rails in 450 & 600mm deep shelving bays and three rails in 750mm deep bays.



6 Cupboard Doors

For secure storage, available in two heights. Full-Door: 2100mm high. Half-Door: (shown above), 1100mm high. All doors supplied with 3-point locking system.



7 Lateral Filing Cradles

For document storage, to accommodate most popular types of lateral file. Adjustable between 428mm & 285mm. (Suitable for 500mm deep shelving bays only).



7 Central Hanging Files

Filing system to accommodate central hanging files, Jalema, Zippel, Elba and Leitz.



8 Plastic Drawers

Provide easy access to small items, with dividers forming internal compartments. Drawers can also be clipped together, creating complete shelf units. Available in 3 sizes. Supplied with stock labels.



9 Floor Trim

For a flush finish between the bottom shelf and the floor. Prevents dust and debris accumulating beneath shelving bays.



10 Timber Shelving

Available as an alternative to steel shelves.



11 Louvre Panels

To carry the Link International Plastic Container range. Containers available in 6 sizes and 4 colours. Spigots for accessible storage of awkwardly shaped tools, components or materials, can also be fitted.